

# Bringing Home Baby










## Tips for Preparing Your Dog for Baby's Arrival

**If you are expecting a baby and you have a dog, take time now to prepare your dog for the day you bring home your new child.**

Dogs can feel shunned and become confused and stressed when parents suddenly shift their attention from dog to baby. A dog does not understand why a baby is automatically receiving all of the attention. In trying to regain the attention, the dog may begin more attention seeking behaviours such as barking at the baby's cries, jumping up or chewing. The dog may also start to guard the baby too.

**The following tips will help reduce bad behaviours, ease everyone's stress and help keep bayby safe**

-  **Set new rules before baby arrives.** For instance, if you decide to keep your dog out of the baby's room, start this new rule several weeks or months before the baby arrives. By doing so, your dog will not associate baby's arrival with exclusion from the room. Also, begin to introduce an erratic schedule so the dog does not know when he will get walked, fed or played with.
-  **Prepare your dog for baby's arrival.** Accustom your dog to the new sights and smells he will soon encounter. An easy way to do this is to buy an inexpensive doll that makes baby sounds. Wrap it in a blanket and hold it in your arms as you walk around the house. Apply to the doll the same baby products (powder, shampoo, lotion) you will use on the baby. After the baby is born, bring home the newborn's blanket prior to baby's arrival home to allow your dog to become accustomed to the scent of the newest member of the family.
-  **Make introductions on the first day baby arrives home.** Your dog will need to "scent" the baby to find out what it is. Whilst another adult controls the dog on a loosely held lead, hold your newborn up high and let your dog sniff the baby's feet or bottom. If the dog misbehaves or is too boisterous, correct or distract his behaviour.
-  **Allow frequent, supervised visits by your dog.** The more the dog and baby are together, the better behaved and less stressed your dog will be. However, neither newborn nor toddler should ever be left unattended in the same room with any dog.
  -  Teach your dog the difference between his toys and your child's things.
  -  If and only if you catch your dog chewing on something unsuitable, interrupt the behaviour, then give the dog an acceptable chew toy and praise him lavishly when he takes it in his mouth.
  -  Dogs can be possessive about their food, toys and space. Although this is normal, it is **NOT** acceptable for him to growl or snap at you or your child. At the same time, children need to learn to respect a dog as a living creature that is not to be teased or purposefully hurt and also needs time to himself. If your dog is growling or snapping at your child for any reason, the situation needs **IMMEDIATE** attention.

This information is brought to you as a public service by Bark Busters Home Dog Training, the world's largest dog training company. Find more information by contacting your local trainer on freephone **0808 100 4071** or visit [www.barkbusters.co.uk](http://www.barkbusters.co.uk)

